

# Foreign-born population of the United Kingdom

The **foreign-born population of the United Kingdom** includes

Foreign born population of the United Kingdom by country of birth and nationality, 2004–2018<sup>[1]</sup>

immigrants from a wide range of countries who are resident in the United Kingdom. In the period January to December 2017, there were groups from 25 foreign countries that were estimated to consist of at least 100,000 individuals residing in the UK (people born in Poland, India, Pakistan, Romania, Ireland, Germany, Bangladesh, Italy, South Africa, China, Nigeria, Lithuania, France, Spain, the United States, the Philippines, Sri Lanka, Portugal, Australia, Kenya, Zimbabwe, Jamaica, Ghana, Latvia and Somalia).<sup>[2]</sup>

The foreign-born population increased from about 5.3 million in 2004 to 10.7 million in 2021. In the decade leading up to 2018, the number of non-EU migrants outnumbered EU migrants while the number of EU migrants increased more rapidly. EU citizens were noted to be less likely to become British citizens than non-EU migrants.<sup>[1]</sup> The Office for National Statistics' provisional estimate, released in November 2025 on migration in the year ending (YE) June 2025, stated that long-term net migration in the year ending (YE) June 2025 was 204,000: non-EU+ nationals at 383,000 net migration, British nationals at -109,000, and EU+ nationals at -70,000.<sup>[3]</sup>

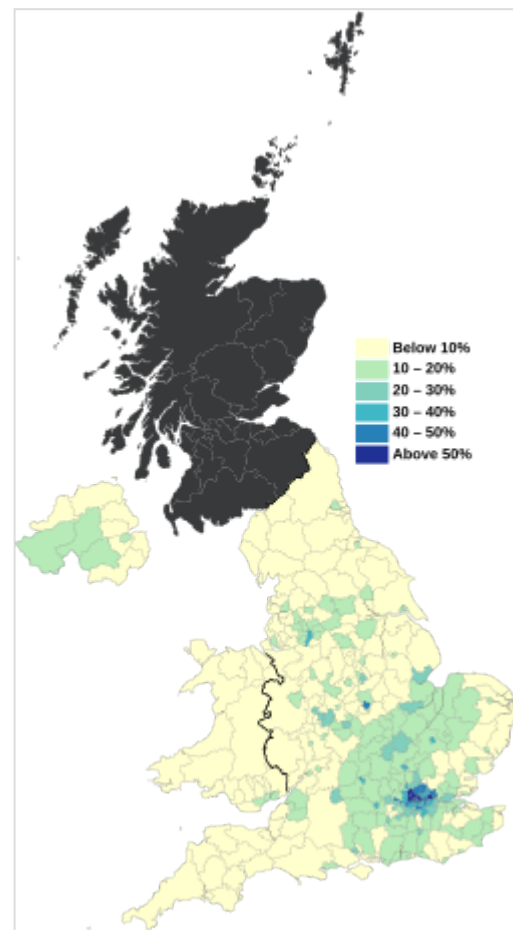
## Size of the foreign-born population

At the time of the UK census conducted in April 2001, 8.3 per cent of the country's population were foreign-born.<sup>[4]</sup> This was substantially less than that of major immigration countries such as Australia (23 per cent), Canada (19.3 per cent) and the USA (12.3 per cent).<sup>[5]</sup> In 2005, the foreign-born population was estimated at 9.1 per cent, compared to a European Union average of 8.6 per cent.<sup>[6]</sup> The 2011 census recorded 7,337,139 foreign-born residents in England, corresponding to 13.8 per cent of the population.<sup>[7]</sup> The foreign-born population of Wales was recorded as 167,871 (5.5 per cent),<sup>[8]</sup> Scotland's as 369,284 (7 per cent)<sup>[9]</sup> and Northern Ireland's as 119,186 (6.6 per cent),<sup>[10]</sup> making the total foreign-born population of the UK 7,993,480.<sup>[11][12]</sup> Figures for each census since 1951 are given in the table below.

A 2010 estimate for the whole of the UK showed that 4.76 million people (7.7 per cent) were born outside the EU and 2.24 million (3.6 per cent) were born in another EU member state.<sup>[13]</sup>

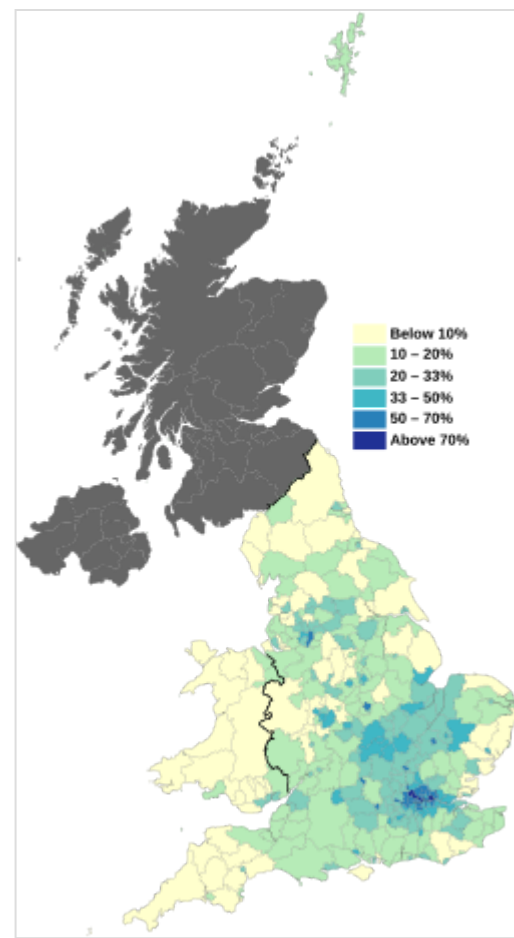
The Office for National Statistics produces annual estimates of the size of the UK population by country of birth, based on the Annual Population Survey. The estimates for 2018 showed that 9.3 million people (14 per cent of the usual resident population) were born abroad.<sup>[14]</sup>

According to the 2021–2022 United Kingdom censuses the foreign-born population was 10.7 million or 16% of the total United Kingdom, a 34% increase over the 2011 census.<sup>[15]</sup>



Foreign-born population in England, Wales and Northern Ireland in 2021

Census	Foreign-born population	% increase over previous decade	% of total population
1951 <sup>[5]</sup>	2,118,600	—	4.2
1961 <sup>[5]</sup>	2,573,500	21.5▲	4.9
1971 <sup>[5]</sup>	3,190,300	24.0▲	5.8
1981 <sup>[5]</sup>	3,429,100	7.5▲	6.2
1991 <sup>[5]</sup>	3,835,400	11.8▲	6.7
2001 <sup>[5]</sup>	4,896,600	27.7▲	8.3
2011 <sup>[11]</sup>	7,993,480	63.0▲	12.7
2021/22 <sup>[16]</sup>	10,737,501	34.0▲	16.0



Percentage born to foreign-born mothers in England and Wales in 2021

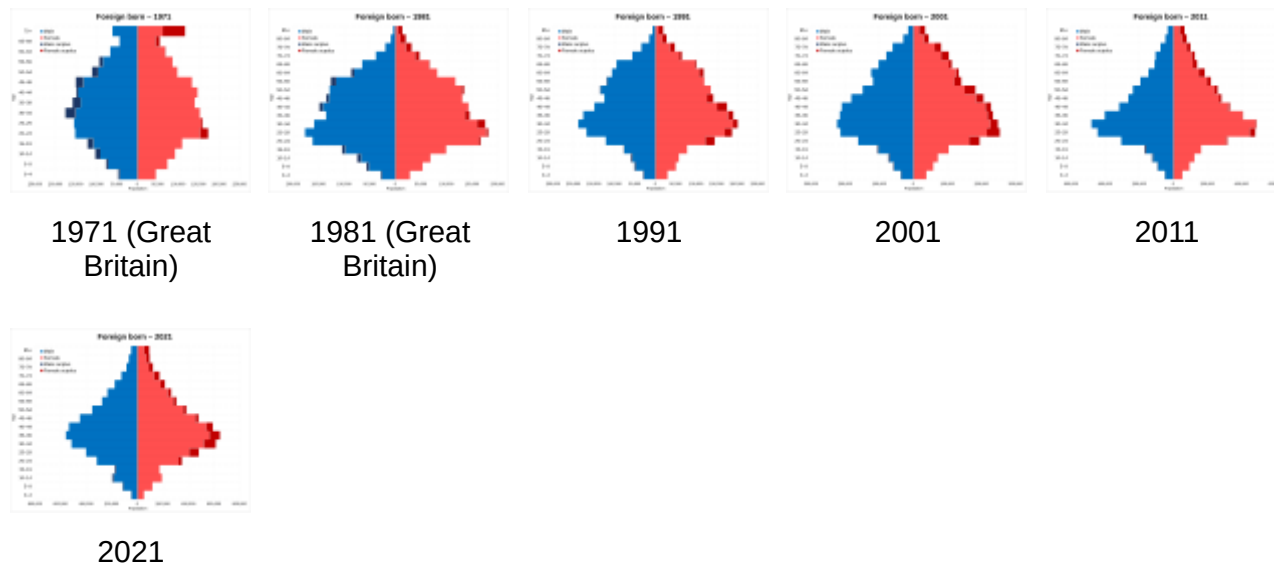
The COVID-19 pandemic saw a temporary reduction in net migration. The reduction in net migration peaked at 35,000 in the year ending (YE) September 2020. This was due to a temporary reduction in immigration numbers, as in the year ending (YE) September 2020, immigration was 606,000, which was lower compared to 793,000 in the year ending (YE) September 2019.<sup>[3]</sup> Emigration was speculated during the pandemic to have massively increased; however, emigration actually slightly decreased in the year ending (YE) September 2020 to 571,000, from 591,000 in the year ending (YE) September 2019.<sup>[3]</sup> Subsequent analysis of the impact of the pandemic on population statistics generated by the Labour Force Survey (LFS) suggests that "LFS-based estimates are likely to significantly overstate the change in the non-UK national population". Payroll data shows that the number of EU workers fell by 7 per cent between October–December 2019 and October–December 2020.<sup>[17]</sup>

According to the Migration Observatory at the University of Oxford:

The different sources of data on migration and migrants in the UK are not always consistent with each other. For example, from 2017 to 2019, the estimated number of EU-born residents as measured by the Annual Population Survey declined, while the International Passenger Survey (LTIM data) estimated that the net migration of EU citizens was still positive. There are various reasons for this, including differences in how data sources define migrants; known uncertainty in the estimates, which come with margins of error; and unknown sources of error, such as that arising from the fact that not everyone agrees to participate in official surveys. This means that it is often sensible to look at the overall picture across several data sources, rather than focusing on short-term changes in a single dataset. ONS has identified several limitations in current data sources, and is currently developing new approaches to producing migration statistics to address them. This is likely to lead to substantial changes in official migration data between now and 2023. The foreign-born will include some people who are born abroad to UK citizen parents. However, it is usually still the preferred definition when using data on the migrant population, and especially change in the population over time. This is because migrants who acquire UK citizenship are excluded from data on the non-UK citizen population, and rates of naturalisation vary significantly depending on migrants' country of origin. Moreover, data on non-UK citizens also include many UK-born children of migrants who have themselves never migrated.<sup>[18]</sup>

## Population structure

**Population pyramid of the foreign born population of England and Wales (unless otherwise specified)**




1971 (Great Britain)

1981 (Great Britain)

1991

2001

2011

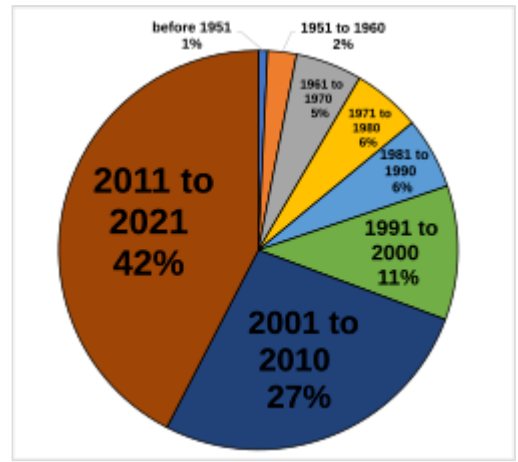


2021

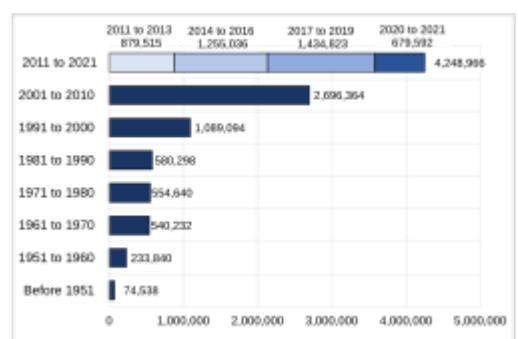
## Year of arrival

Year of arrival into England and Wales<sup>[19]</sup>

Year	Total number	Proportional make up
before 1951	74,538	1%
1951 to 1960	233,840	2%
1961 to 1970	540,232	5%
1971 to 1980	554,640	5%
1981 to 1990	580,298	6%
1991 to 2000	1,089,094	11%
2001 to 2010	2,696,364	27%
2011 to 2013	879,515	8.8%
2014 to 2016	1,255,036	12.5%
2017 to 2019	1,434,823	14.3%
2020 to 2021	679,592	6.8%
<b>2011 to 2021</b>	<b>4,248,966</b>	<b>42%</b>
<b>Total</b>	<b>10,017,972</b>	<b>100%</b>



Year of arrival by year grouping of current non-UK born residents in England and Wales in 2021



Year of arrival for non-UK born residents in England and Wales in 2021

## Countries of origin

The table below lists the places of birth of UK residents according to the 2001 Census, as reported by the [Organisation for Economic Co-operation and Development](#).<sup>[20]</sup> The table also lists population estimates of the foreign-born population for the top 60 foreign countries of birth in the period January 2010 to December 2010, published by the [Office for National Statistics](#).<sup>[21][22]</sup>

In 2001, the five most common foreign countries of birth were [Ireland](#), [India](#), [Pakistan](#), [Germany](#) and the [United States](#) respectively.<sup>[20]</sup> In 2010, the most common foreign countries of birth were [India](#), [Poland](#) (up from 18th in 2001), [Pakistan](#), [Ireland](#) and [Germany](#), respectively. While those born in Germany constitute one of the UK's largest foreign-born groups, many are British nationals who were born in Germany to British military personnel based there.<sup>[23][24][22]</sup> The United States dropped to eighth place behind [South Africa](#) and [Bangladesh](#), despite growth in the size of the U.S.-born population.<sup>[21]</sup>

The period between 2001 and 2010 saw significant change in the UK's foreign-born population. In particular, the 2004 and 2007 enlargements of the European Union have led to mass migration from Poland, Bulgaria, Latvia, Romania, Slovakia and Lithuania.<sup>[21]</sup> The number of Poland-born people resident in the UK increased from 60,711 in 2001 to an estimated 532,000 in the year to December 2010, whilst the population born in Lithuania increased from 4,363 to an estimated 87,000.<sup>[21]</sup> The most significant decrease in a foreign-born population resident in the UK between 2001 and 2010 is in the number of those originating from Ireland. Whilst 533,901 people born in Ireland were resident in the UK in 2001, this is estimated to have declined to 405,000 by 2010.<sup>[21]</sup>

Country of birth	Population (2001 census) <sup>[20]</sup>	Population (2015 UN estimate) <sup>[25]</sup>	Corresponding article(s)
 <b>United Kingdom</b>	<b>53,923,642</b>	<b>56,254,898</b>	<b><u>British people</u>; <u>Cornish people</u>, <u>English people</u>, <u>Manx people</u>, <u>Northern Irish people</u>, <u>Scottish people</u>, <u>Welsh people</u></b>
 <u>India</u>	467,634	776,603	<u>Indians in the United Kingdom</u>
 <u>Poland</u>	60,711	703,050	<u>Poles in the United Kingdom</u>
 <u>Pakistan</u>	321,167	540,495	<u>Pakistanis in the United Kingdom</u>
 <u>Ireland</u>	537,108	503,288	<u>Irish migration to Great Britain</u>
 <u>Germany</u>	266,136	322,220	<u>Germans in the United Kingdom</u>
 <u>Bangladesh</u>	154,362	230,143	<u>Bangladeshis in the United Kingdom</u>
 <u>South Africa</u>	141,405	218,732	<u>South Africans in the United Kingdom</u>
 <u>Nigeria</u>	88,378	216,268	<u>Nigerians in the United Kingdom</u>
 <u>United States</u>	158,434	212,150	<u>Americans in the United Kingdom</u>
 <u>China</u>	51,078	182,628	<u>Chinese in the United Kingdom</u>
 <u>Jamaica</u>	146,401	172,829	<u>Jamaicans in the United Kingdom</u>
 <u>Italy</u>	107,244	151,790	<u>Italians in the United Kingdom</u>
 <u>Kenya</u>	129,633	151,073	<u>Kenyans in the United Kingdom</u>
 <u>France</u>	96,281	149,872	<u>French in the United Kingdom</u>
 <u>Philippines</u>	40,118	139,570	<u>Filipinos in the United Kingdom</u>
 <u>Sri Lanka</u>	67,938	138,752	<u>Sri Lankans in the United Kingdom</u>
 <u>Australia</u>	107,871	135,786	<u>Australians in the United Kingdom</u>
 <u>Zimbabwe</u>	49,524	132,942	<u>Zimbabweans in the United Kingdom</u>
 <u>Hong Kong</u>	96,445	119,990	<u>Hong Kongers in the United Kingdom</u>
 <u>Lithuania</u>	4,363	116,861	<u>Lithuanians in the United Kingdom</u>
 <u>Somalia</u>	43,532	110,775	<u>Somalis in the United Kingdom</u>
 <u>Ghana</u>	56,112	102,837	<u>Ghanaians in the United Kingdom</u>
 <u>Turkey</u>	54,079	100,956	<u>Turks in the United Kingdom</u>
 <u>Portugal</u>	36,555	98,967	<u>Portuguese in the United Kingdom</u>
 <u>Spain</u>	54,482	91,179	<u>Spaniards in the United Kingdom</u>
 <u>Iran</u>	42,494	91,087	<u>Iranians in the United Kingdom</u>
 <u>Romania</u>	7,631	89,402	<u>Romanians in the United Kingdom</u>
 <u>Canada</u>	72,518	86,415	<u>Canadians in the United Kingdom</u>
 <u>Cyprus</u>	77,673	84,815	<u>Cypriots in the United Kingdom</u>
 <u>Iraq</u>	32,236	80,939	<u>Iraqis in the United Kingdom</u>
 <u>Malaysia</u>	49,886	75,182	<u>Malaysians in the United Kingdom</u>
 <u>Netherlands</u>	40,438	68,489	<u>Dutch in the United Kingdom</u>
 <u>Afghanistan</u>	14,875	68,256	<u>Afghans in the United Kingdom</u>
 <u>Slovakia</u>	5,273	67,781	<u>Slovaks in the United Kingdom</u>
<u>New Zealand</u>	58,286	67,276	<u>New Zealanders in the United Kingdom</u>
<u>Latvia</u>	4,275	66,046	<u>Latvians in the United Kingdom</u>
<u>Uganda</u>	55,213	65,447	<u>Ugandans in the United Kingdom</u>











Country of birth	Population (2001 census) <sup>[20]</sup>	Population (2015 UN estimate) <sup>[25]</sup>	Corresponding article(s)
 <a href="#">Hungary</a>	13,159	56,166	<a href="#">Hungarians in the United Kingdom</a>
 <a href="#">Brazil</a>	15,215	56,055	<a href="#">Brazilians in the United Kingdom</a>
 <a href="#">Nepal</a>	5,943	54,695	<a href="#">Nepalis in the United Kingdom</a>
 <a href="#">Bulgaria</a>	5,351	51,875	<a href="#">Bulgarians in the United Kingdom</a>
 <a href="#">Thailand</a>	16,257	47,389	<a href="#">Thais in the United Kingdom</a>
 <a href="#">Singapore</a>	40,474	45,351	<a href="#">Singaporeans in the United Kingdom</a>
 <a href="#">Mauritius</a>	27,078	45,123	<a href="#">Mauritians in the United Kingdom</a>
 <a href="#">Russia</a>	15,160	42,491	<a href="#">Russians in the United Kingdom</a>
 <a href="#">Czech Republic</a>	12,220	41,605	<a href="#">Czechs in the United Kingdom</a>
 <a href="#">Japan</a>	37,535	40,127	<a href="#">Japanese in the United Kingdom</a>
 <a href="#">Greece</a>	35,169	39,700	<a href="#">Greeks in the United Kingdom</a>
 <a href="#">Tanzania</a>	32,630	38,691	<a href="#">Tanzanians in the United Kingdom</a>
 <a href="#">Saudi Arabia</a>	8,789	36,148	<a href="#">Saudi Arabians in the United Kingdom</a>
 <a href="#">Sweden</a>	22,525	35,055	<a href="#">Swedes in the United Kingdom</a>
 <a href="#">Egypt</a>	24,700	33,686	<a href="#">Egyptians in the United Kingdom</a>
 <a href="#">Vietnam</a>	23,347	32,429	<a href="#">Vietnamese in the United Kingdom</a>
 <a href="#">Malta</a>	30,178	31,758	<a href="#">Maltese in the United Kingdom</a>
 <a href="#">Zambia</a>	21,529	30,897	<a href="#">Zambians in the United Kingdom</a>
 <a href="#">Belgium</a>	21,668	29,142	<a href="#">Belgians in the United Kingdom</a>
 <a href="#">Colombia</a>	12,331	27,691	<a href="#">Colombians in the United Kingdom</a>
 <a href="#">Algeria</a>	10,670	26,826	<a href="#">Algerians in the United Kingdom</a>
 <a href="#">Trinidad and Tobago</a>	21,283	25,364	<a href="#">Trinidadians in the United Kingdom</a>
 <a href="#">Sierra Leone</a>	17,048	25,281	<a href="#">Sierra Leoneans in the United Kingdom</a>
 <a href="#">Denmark</a>	18,695	24,972	<a href="#">Danes in the United Kingdom</a>
 <a href="#">Morocco</a>	12,348	23,519	<a href="#">Moroccans in the United Kingdom</a>
 <a href="#">Guyana</a>	20,872	23,458	<a href="#">Guyanese in the United Kingdom</a>
 <a href="#">Ukraine</a>	11,913	23,414	<a href="#">Ukrainians in the United Kingdom</a>
 <a href="#">Austria</a>	19,503	21,698	<a href="#">Austrians in the United Kingdom</a>
 <a href="#">Switzerland</a>	16,010	21,458	
 <a href="#">Democratic Republic of the Congo</a>	8,569	20,971	<a href="#">Congolese in the United Kingdom</a>
 <a href="#">Barbados</a>	21,601	20,271	<a href="#">Barbadians in the United Kingdom</a>
 <a href="#">Sudan</a>	10,671	19,758	<a href="#">Sudanese in the United Kingdom</a>
 <a href="#">Israel</a>	11,892	19,608	<a href="#">Israelis in the United Kingdom</a>
 <a href="#">Yemen</a>	12,508	19,405	<a href="#">Yemenis in the United Kingdom</a>
 <a href="#">Eritrea</a>	6,561	19,031	<a href="#">Eritreans in the United Kingdom</a>
 <a href="#">North Korea</a>	22	18,697	
 <a href="#">Norway</a>	13,798	18,236	

Country of birth	Population (2001 census) <sup>[20]</sup>	Population (2015 UN estimate) <sup>[25]</sup>	Corresponding article(s)
 <a href="#">Malawi</a>	12,340	17,871	
 <a href="#">Libya</a>	9,141	17,684	
 <a href="#">Lebanon</a>	10,459	17,128	<a href="#">Lebanese in the United Kingdom</a>
 <a href="#">Ethiopia</a>	7,775	16,654	<a href="#">Ethiopians in the United Kingdom</a>
 <a href="#">Angola</a>	5,914	15,712	
 <a href="#">Albania</a>	2,314	14,688	<a href="#">Albanians in the United Kingdom</a>
 <a href="#">Finland</a>	11,322	14,325	
 <a href="#">Kuwait</a>	5,882	14,054	
 <a href="#">Burma (or Myanmar)</a>	9,924	13,064	<a href="#">Burmese people in the United Kingdom</a>
 <a href="#">United Arab Emirates</a>	5,406	12,314	<a href="#">Emiratis in the United Kingdom</a>
 <a href="#">Gambia</a>	3,924	12,194	
 <a href="#">Gibraltar</a>	11,830	11,955	<a href="#">Gibraltarians in the United Kingdom</a>
 <a href="#">Argentina</a>	6,796	11,339	
 <a href="#">Cameroon</a>	3,233	11,009	
 <a href="#">Mexico</a>	5,049	10,502	<a href="#">Mexicans in the United Kingdom</a>
 <a href="#">Indonesia</a>	6,711	10,344	<a href="#">Indonesians in the United Kingdom</a>
 <a href="#">Grenada</a>	9,783	10,009	<a href="#">Grenadians in the United Kingdom</a>
 <a href="#">Syria</a>	4,168	9,950	<a href="#">Syrians in the United Kingdom</a>
 <a href="#">Saint Lucia</a>	8,265	9,836	
 <a href="#">Venezuela</a>	3,996	9,834	
 <a href="#">Congo</a>	3,266	9,561	
 <a href="#">Ecuador</a>	3,035	9,422	<a href="#">Ecuadorians in the United Kingdom</a>
 <a href="#">Estonia</a>	2,005	9,361	
 <a href="#">Croatia</a>	6,992	9,029	
 <a href="#">Serbia</a>	31,244 (including Kosovo)	9,008	<a href="#">Serbs in the United Kingdom</a>
 <a href="#">Ivory Coast (Côte d'Ivoire)</a>	2,794	8,535	<a href="#">Ivoirians in the United Kingdom</a>
 <a href="#">Bosnia-Herzegovina</a>	6,692	8,469	
 <a href="#">Saint Vincent and the Grenadines</a>	7,091	8,008	
 <a href="#">Montserrat</a>	7,983	7,828	<a href="#">Montserratians in the United Kingdom</a>
 <a href="#">Peru</a>	4,066	7,787	<a href="#">Peruvians in the United Kingdom</a>
 <a href="#">Chile</a>	5,131	7,673	<a href="#">Chileans in the United Kingdom</a>
 <a href="#">Dominica</a>	6,739	6,851	
 <a href="#">South Korea</a>	12,310	6,767	<a href="#">British Koreans</a>
 <a href="#">Fiji</a>	3,464	6,754	<a href="#">Fijians in the United Kingdom</a>
 <a href="#">Tunisia</a>	3,070	6,606	
 <a href="#">Mozambique</a>	3,353	6,368	<a href="#">Mozambicans in the United Kingdom</a>

Country of birth	Population (2001 census) <sup>[20]</sup>	Population (2015 UN estimate) <sup>[25]</sup>	Corresponding article(s)
 <a href="#">Jordan</a>	3,115	6,321	
 <a href="#">Bahrain</a>	4,185	6,261	
 <a href="#">Saint Kitts and Nevis</a>	6,519	6,067	
 <a href="#">Brunei</a>	2,782	5,731	
 <a href="#">Kazakhstan</a>	871	5,432	
 <a href="#">Burundi</a>	2,022	4,820	
 <a href="#">Rwanda</a>	2,373	4,781	
 <a href="#">Belarus</a>	1,154	4,734	<a href="#">Belarusians in the United Kingdom</a>
 <a href="#">Bermuda</a>	2,986	4,602	
 <a href="#">Bolivia</a>	1,143	4,046	<a href="#">Bolivians in the United Kingdom</a>
 <a href="#">Antigua and Barbuda</a>	3,891	3,995	<a href="#">Antiguans in the United Kingdom</a>
 <a href="#">Seychelles</a>	2,905	3,878	
 <a href="#">Liberia</a>	1,583	3,844	
 <a href="#">Botswana</a>	2,051	3,513	
 <a href="#">Oman</a>	2,024	3,432	
 <a href="#">Moldova</a>	455	3,417	
 <a href="#">Georgia</a>	551	3,388	<a href="#">Georgians in the United Kingdom</a>
 <a href="#">North Macedonia</a>	1,285	3,170	<a href="#">Macedonians in the United Kingdom</a>
 <a href="#">Azerbaijan</a>	561	3,126	<a href="#">Azerbaijanis in the United Kingdom</a>
 <a href="#">Saint Helena</a>	2,355	2,917	
 <a href="#">Uzbekistan</a>	521	2,864	
 <a href="#">Qatar</a>	1,062	2,706	
 <a href="#">Cuba</a>	1,083	2,665	
 <a href="#">Namibia</a>	1,230	2,649	
 <a href="#">Guinea-Bissau</a>	381	2,572	
 <a href="#">Guinea</a>	265	2,529	
 <a href="#">Slovenia</a>	1,228	2,298	
 <a href="#">Iceland</a>	1,552	2,225	
 <a href="#">Senegal</a>	723	2,135	
 <a href="#">Luxembourg</a>	1,222	2,092	
 <a href="#">Bahamas</a>	1,797	2,071	
 <a href="#">East Timor</a>	1	2,008	<a href="#">Timorese in Northern Ireland</a>
 <a href="#">Mongolia</a>	293	1,821	<a href="#">Mongolians in the United Kingdom</a>
 <a href="#">Armenia</a>	589	1,790	<a href="#">Armenians in the United Kingdom</a>
 <a href="#">Togo</a>	553	1,743	
 <a href="#">Swaziland</a>	863	1,596	
 <a href="#">Dominican Republic</a>	523	1,485	
 <a href="#">Uruguay</a>	963	1,472	

Country of birth	Population (2001 census) <sup>[20]</sup>	Population (2015 UN estimate) <sup>[25]</sup>	Corresponding article(s)
 <a href="#">Belize</a>	1,233	1,452	
 <a href="#">Cambodia</a>	706	1,304	
 <a href="#">Cape Verde</a>	N/A	1,279	
 <a href="#">Papua New Guinea</a>	1,057	1,199	
 <a href="#">Kyrgyzstan</a>	133	1,132	
 <a href="#">Madagascar</a>	789	1,121	
 <a href="#">Guatemala</a>	499	1,049	
 <a href="#">São Tomé and Príncipe</a>	102	1,028	
 <a href="#">Falkland Islands</a>	1,044	968	
 <a href="#">El Salvador</a>	595	948	
 <a href="#">Cayman Islands</a>	369	914	
 <a href="#">Lesotho</a>	331	851	
 <a href="#">Paraguay</a>	493	816	
 <a href="#">Turkmenistan</a>	99	784	
 <a href="#">Costa Rica</a>	370	777	
 <a href="#">Panama</a>	492	769	
 <a href="#">Laos</a>	464	716	
 <a href="#">Honduras</a>	420	683	
 <a href="#">Benin</a>	239	678	
 <a href="#">Aruba</a>	0	678	
 <a href="#">Anguilla</a>	498	583	
 <a href="#">Djibouti</a>	237	486	
 <a href="#">Suriname</a>	264	476	
 <a href="#">Bhutan</a>	86	463	
 <a href="#">Tajikistan</a>	101	455	
 <a href="#">Monaco</a>	225	430	
 <a href="#">Mali</a>	121	411	
 <a href="#">Nicaragua</a>	223	406	
 <a href="#">Maldives</a>	200	402	
 <a href="#">Gabon</a>	135	393	
 <a href="#">Chad</a>	183	371	
 <a href="#">Solomon Islands</a>	309	364	
 <a href="#">Haiti</a>	164	340	
 <a href="#">Equatorial Guinea</a>	51	312	
 <a href="#">Tonga</a>	143	298	
 <a href="#">British Virgin Islands</a>	163	292	
 <a href="#">Burkina Faso</a>	99	237	
 <a href="#">Samoa</a>	125	233	

Country of birth	Population (2001 census) <sup>[20]</sup>	Population (2015 UN estimate) <sup>[25]</sup>	Corresponding article(s)
 <u>Mauritania</u>	28	233	
 <u>Niger</u>	96	217	
 <u>Kiribati</u>	179	182	
 <u>Central African Republic</u>	312	171	
 <u>Vanuatu</u>	135	168	
 <u>Comoros</u>	62	154	
 <u>United States Virgin Islands</u>	124	134	
 <u>Andorra</u>	35	63	
 <u>Liechtenstein</u>	23	31	
 <u>Nauru</u>	14	30	
 <u>Taiwan</u>	6,588	N/A	
 <u>West Bank (Palestinian territories)</u>	2,483	N/A	
 <u>Macau</u>	1,490	N/A	
 <u>Netherlands Antilles</u>	1,151	N/A	
 <u>Puerto Rico</u>	306	N/A	
 <u>Guam</u>	61	N/A	
 <u>Turks and Caicos Islands</u>	56	N/A	
 <u>Cook Islands</u>	37	N/A	
 <u>American Samoa</u>	30	N/A	
 <u>British Indian Ocean Territory</u>	19	N/A	
 <u>Tuvalu</u>	10	N/A	
 <u>San Marino</u>	9	N/A	
 <u>Norfolk Island</u>	4	N/A	
 <u>Micronesia, Federated States of</u>	3	N/A	
 <u>Niue</u>	3	N/A	
 <u>Pitcairn Islands</u>	3	N/A	
 <u>Palau</u>	3	N/A	
 <u>Cocos (Keeling) Islands</u>	0	N/A	
 <u>Northern Mariana Islands</u>	0	N/A	
 <u>Tokelau</u>	0	N/A	
 <u>Vatican City</u>	0	N/A	

Country of birth	Population (2021/22 census) <sup>[26]</sup>	Corresponding article(s)
 <a href="#">India</a>	965,000	<a href="#">British Indians</a>
 <a href="#">Poland</a>	841,000	<a href="#">Poles in the United Kingdom</a>
 <a href="#">Pakistan</a>	654,000	<a href="#">British Pakistanis</a>
 <a href="#">Romania</a>	558,000	<a href="#">Romanians in the United Kingdom</a>
 <a href="#">Ireland</a>	387,000	<a href="#">Irish people in Great Britain</a>
 <a href="#">Nigeria</a>	294,000	<a href="#">British Nigerians</a>
 <a href="#">Italy</a>	292,000	<a href="#">Italians in the United Kingdom</a>
 <a href="#">Germany</a>	291,000	<a href="#">Germans in the United Kingdom</a>
 <a href="#">Bangladesh</a>	277,000	<a href="#">British Bangladeshis</a>
 <a href="#">South Africa</a>	235,000	<a href="#">South Africans in the United Kingdom</a>

---



---

## Institute for Public Policy Research analysis

In 2005 the [Institute for Public Policy Research](#) published an analysis of data from the 2001 Census, revealing the number of people included in the census who were born outside the British Isles, where they lived, and comparing this information against the 1991 Census.<sup>[24]</sup> The results were made available on the [BBC](#) website.<sup>[27]</sup> Note that this data refers to [Great Britain](#) only, rather than the whole of the UK, because of the lack of digital boundaries in the census data for [Northern Ireland](#).<sup>[24]</sup>

---



---

## See also

- [Modern immigration to the United Kingdom](#)
- [MigrationWatch UK](#)

---



---

## References

1. "Migrants in the UK: An Overview" (<https://migrationobservatory.ox.ac.uk/resources/briefings/migrants-in-the-uk-an-overview/>). *Migration Observatory at the University of Oxford*. Retrieved 24 July 2020.
2. "Table 1.3: Overseas-born population in the United Kingdom, excluding some residents in communal establishments, by sex, by country of birth, January 2017 to December 2017" (<https://www.ons.gov.uk/file?uri=/peoplepopulationandcommunity/populationandmigration/internationalmigration/datasets/populationoftheunitedkingdombycountryofbirthandnationality/januarytodecember2017/populationbycountryofbirthandnationalityjan17todec17.xls>). Office for National Statistics. 24 May 2018. Retrieved 10 June 2018. Figure given is the central estimate. See the source for 95% confidence intervals.
3. "Improving long-term international migration statistics, updating our methods and estimates: November 2025" (<https://www.ons.gov.uk/peoplepopulationandcommunity/populationandmigration/internationalmigration/articles/improvinglongterminternationalmigrationstatisticsupdatingourmethodsandestimates/november2025>). *Office for National Statistics*. 27 November 2025. Retrieved 1 December 2025.
4. "Foreign-born: 1 in 12 in UK born overseas" (<https://web.archive.org/web/20060215014925/http://www.statistics.gov.uk/cci/nugget.asp?id=1312>). Office for National Statistics. 15 December 2005. Archived from the original (<http://www.statistics.gov.uk/cci/nugget.asp?id=1312>) on 15 February 2006. Retrieved 16 February 2009.
5. Rendall, Michael; Salt, John (2005). "The foreign-born population". In Office for National Statistics (ed.). *Focus on People and Migration: 2005 edition* ([http://webarchive.nationalarchives.gov.uk/20140721132900/http://www.statistics.gov.uk/downloads/theme\\_compendia/fom2005/08\\_FOPM\\_ForeignBorn.pdf](http://webarchive.nationalarchives.gov.uk/20140721132900/http://www.statistics.gov.uk/downloads/theme_compendia/fom2005/08_FOPM_ForeignBorn.pdf)) (PDF). Basingstoke: Palgrave Macmillan. pp. 131–152. ISBN 1-4039-9327-0. Archived from the original ([http://www.statistics.gov.uk/downloads/theme\\_compendia/fom2005/08\\_FOPM\\_ForeignBorn.pdf](http://www.statistics.gov.uk/downloads/theme_compendia/fom2005/08_FOPM_ForeignBorn.pdf)) (PDF) on 21 July 2014.

6. Muenz, Rainer (June 2006). "Europe: Population and migration in 2005" (<https://web.archive.org/web/20080609075438/http://www.migrationinformation.org/Feature/display.cfm?ID=402>). Migration Policy Institute. Archived from the original (<http://www.migrationinformation.org/Feature/display.cfm?id=402>) on 9 June 2008. Retrieved 14 December 2009.
7. Krausova, Anna; Vargas-Silva, Carlos (19 August 2014). "England: Census Profile" (<http://www.migrationobservatory.ox.ac.uk/briefings/england-census-profile>). Migration Observatory, University of Oxford. Retrieved 4 July 2016.
8. Krausova, Anna; Vargas-Silva, Carlos (4 March 2014). "Wales: Census Profile" (<http://www.migrationobservatory.ox.ac.uk/briefings/wales-census-profile>). Migration Observatory, University of Oxford. Retrieved 4 July 2016.
9. Krausova, Anna; Vargas-Silva, Carlos (3 December 2013). "Scotland: Census Profile" (<http://www.migrationobservatory.ox.ac.uk/briefings/scotland-census-profile>). Migration Observatory, University of Oxford. Retrieved 4 July 2016.
10. Krausova, Anna; Vargas-Silva, Carlos (26 June 2014). "Northern Ireland: Census Profile" (<http://www.migrationobservatory.ox.ac.uk/briefings/northern-ireland-census-profile>). Migration Observatory, University of Oxford. Retrieved 4 July 2016.
11. "Migration in Great Britain: Census factsheet" (<http://www.migrationobservatory.ox.ac.uk/migration-great-britain-census-factsheet>) (XLS). Migration Observatory, University of Oxford. Retrieved 4 July 2016.
12. "Table 13a: Foreign-born population by continent/country of birth, age and sex - Both sexes" ([http://www.ons.gov.uk/file?uri=/peoplepopulationandcommunity/populationandmigration/populationestimates/datasets/2011censusunitedkingdomsubmissionforunitednationsquestionnaireonpopulationandhousingcensuses/part2/rfttable1\\_tcm77-392509.xls](http://www.ons.gov.uk/file?uri=/peoplepopulationandcommunity/populationandmigration/populationestimates/datasets/2011censusunitedkingdomsubmissionforunitednationsquestionnaireonpopulationandhousingcensuses/part2/rfttable1_tcm77-392509.xls)) (XLS). Office for National Statistics. 21 January 2015. Retrieved 4 July 2016.
13. Vasileva, Katya (7 July 2011). "Population and social conditions: 6.5% of the EU population are foreigners and 9.4% are born abroad" ([https://web.archive.org/web/20120128101046/http://epp.eurostat.ec.europa.eu/cache/ITY\\_OFFPUB/KS-SF-11-034/EN/KS-SF-11-034-EN.PDF](https://web.archive.org/web/20120128101046/http://epp.eurostat.ec.europa.eu/cache/ITY_OFFPUB/KS-SF-11-034/EN/KS-SF-11-034-EN.PDF)) (PDF). *Statistics in Focus* (34). Eurostat. ISSN 1977-0316 (<https://search.worldcat.org/issn/1977-0316>). Archived from the original ([http://epp.eurostat.ec.europa.eu/cache/ITY\\_OFFPUB/KS-SF-11-034/EN/KS-SF-11-034-EN.PDF](http://epp.eurostat.ec.europa.eu/cache/ITY_OFFPUB/KS-SF-11-034/EN/KS-SF-11-034-EN.PDF)) (PDF) on 28 January 2012. Retrieved 11 April 2012.
14. "Migrants in the UK: An Overview" (<https://migrationobservatory.ox.ac.uk/resources/briefings/migrants-in-the-uk-an-overview/>). *Migration Observatory*. 4 October 2019. Retrieved 22 November 2019.
15. "Migrants in the UK: An Overview" (<https://migrationobservatory.ox.ac.uk/resources/briefings/migrants-in-the-uk-an-overview/#:~:text=At%20the%20time%20of%20the%202021/22%20Census%2C,reliable%20data%20are%20available%20for%20later%20years.>). *migrationobservatory*. 9 August 2025. Retrieved 9 October 2025.
16. "Migrants in the UK: An Overview" (<https://migrationobservatory.ox.ac.uk/resources/briefings/migrants-in-the-uk-an-overview/#:~:text=At%20the%20time%20of%20the%202021/22%20Census%2C,reliable%20data%20are%20available%20for%20later%20years.>). *migrationobservatory*. 9 August 2025. Retrieved 9 October 2025.
17. Freeman, David (23 March 2021). "Coronavirus and the impact on payroll employment: experimental analysis" (<https://www.ons.gov.uk/employmentandlabourmarket/peopleinwork/employmentandemployeetypes/articles/coronavirusandtheimpactonpayrollemployment/experimentalanalysis>). Office for National Statistics. Retrieved 23 March 2021.
18. Vargas-Silva, Carlos; Walsh, Peter William (2 October 2020). "EU Migration to and from the UK" (<https://migrationobservatory.ox.ac.uk/resources/briefings/eu-migration-to-and-from-the-uk/>). The Migration Observatory. Retrieved 15 August 2021.
19. "International migration, England and Wales" (<https://www.ons.gov.uk/peoplepopulationandcommunity/populationandmigration/internationalmigration/bulletins/internationalmigrationenglandandwales/census2021#age-and-year-of-arrival>). Office for National Statistics. Retrieved 18 December 2022.
20. "Country-of-birth database" (<https://web.archive.org/web/20090617032129/http://www.oecd.org/dataoecd/18/23/34792376.xls>). Organisation for Economic Co-operation and Development. Archived from the original (<http://www.oecd.org/dataoecd/18/23/34792376.xls>) (XLS) on 17 June 2009. Retrieved 21 September 2008.

21. "Table 1.3: Estimated population resident in the United Kingdom, by foreign country of birth, January 2010 to December 2010" (<http://webarchive.nationalarchives.gov.uk/20160105160709/http://www.ons.gov.uk/ons/rel/migration1/migration-statistics-quarterly-report/august-2011/population-by-country-of-birth-and-nationality-jan10-dec10.xls>). Office for National Statistics. Archived from the original (<http://www.ons.gov.uk/ons/rel/migration1/migration-statistics-quarterly-report/august-2011/population-by-country-of-birth-and-nationality-jan10-dec10.xls>) (XLS) on 5 January 2016. Retrieved 4 September 2010.
22. Ellis, Amy (2009). "UK resident population by country of birth" (<https://doi.org/10.1057%2Fpt.2009.5>). *Population Trends*. **135** (135): 20–28. doi:10.1057/pt.2009.5 (<https://doi.org/10.1057%2Fpt.2009.5>). PMID 19391440 (<https://pubmed.ncbi.nlm.nih.gov/19391440>). S2CID 11882683 (<https://api.semanticscholar.org/CorpusID:11882683>).
23. "Born abroad: Germany" ([https://news.bbc.co.uk/2/shared/spl/hi/uk/05/born\\_abroad/countries/html/germany.stm](https://news.bbc.co.uk/2/shared/spl/hi/uk/05/born_abroad/countries/html/germany.stm)). *BBC News*. 7 September 2005. Retrieved 4 October 2009.
24. Kyambi, Sarah (2005). *Beyond Black and White: Mapping new immigrant communities*. London: Institute for Public Policy Research. ISBN 1-86030-284-X.
25. "Trends in International Migrant Stock: Migrants by Destination and Origin (United Nations database, POP/DB/MIG/Stock/Rev.2015)" ([https://www.un.org/en/development/desa/population/migration/data/estimates2/data/UN\\_MigrantStockByOriginAndDestination\\_2015.xlsx](https://www.un.org/en/development/desa/population/migration/data/estimates2/data/UN_MigrantStockByOriginAndDestination_2015.xlsx)) (XLS). United Nations, Department of Economic and Social Affairs. 2015. Retrieved 2 January 2017.
26. "Migrants in the UK: An Overview" (<https://migrationobservatory.ox.ac.uk/resources/briefings/migrants-in-the-uk-an-overview/>). The Migration Observatory at the University of Oxford. 2024.
27. "Introduction and figures for Britain" ([https://news.bbc.co.uk/1/shared/spl/hi/uk/05/born\\_abroad/html/overview.stm](https://news.bbc.co.uk/1/shared/spl/hi/uk/05/born_abroad/html/overview.stm)). *Born Abroad: An immigration map of Britain*. BBC News. 7 September 2005. Retrieved 16 February 2009.

---

## External links

---

- [Beyond Black and White: Mapping new immigrant communities \(https://web.archive.org/web/20051110120728/http://www.ippr.org/publicationsandreports/publication.asp?id=308\)](https://web.archive.org/web/20051110120728/http://www.ippr.org/publicationsandreports/publication.asp?id=308)
  - [Born Abroad: An immigration map of Britain \(https://news.bbc.co.uk/1/shared/spl/hi/uk/05/born\\_abroad/html/overview.stm\)](https://news.bbc.co.uk/1/shared/spl/hi/uk/05/born_abroad/html/overview.stm)
- 

Retrieved from "[https://en.wikipedia.org/w/index.php?title=Foreign-born\\_population\\_of\\_the\\_United\\_Kingdom&oldid=1342059336](https://en.wikipedia.org/w/index.php?title=Foreign-born_population_of_the_United_Kingdom&oldid=1342059336)"